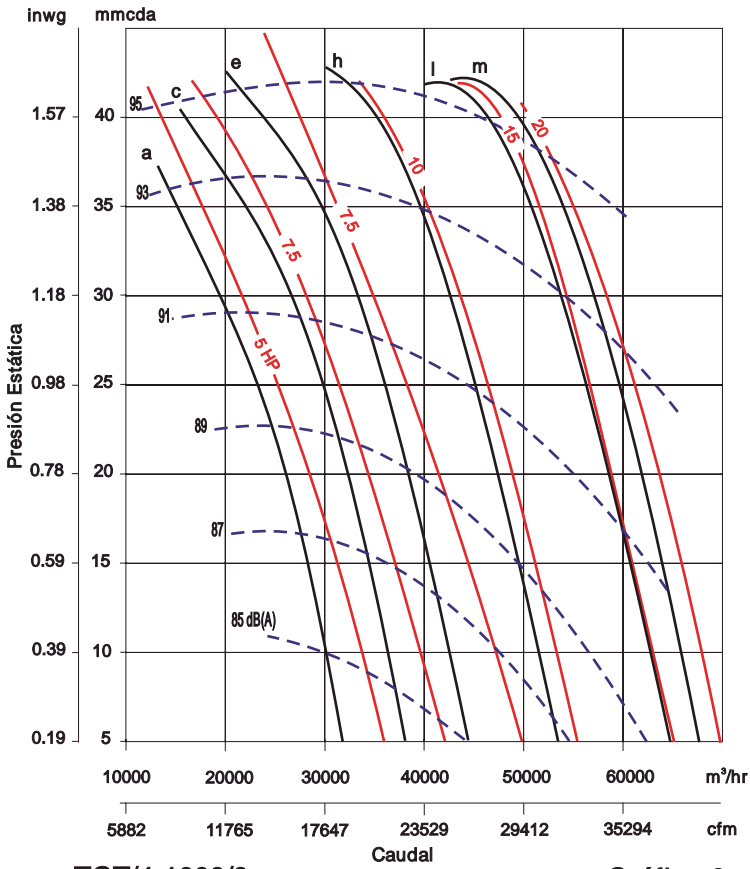


# CURVAS CARACTERÍSTICAS

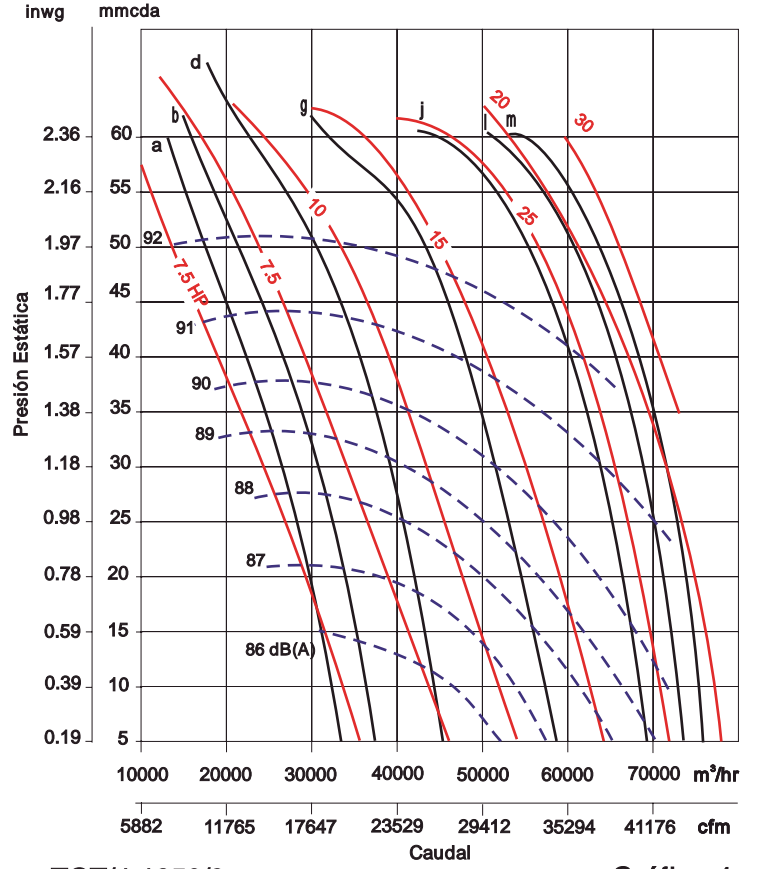
TGT/4-1000/3

Gráfica 1



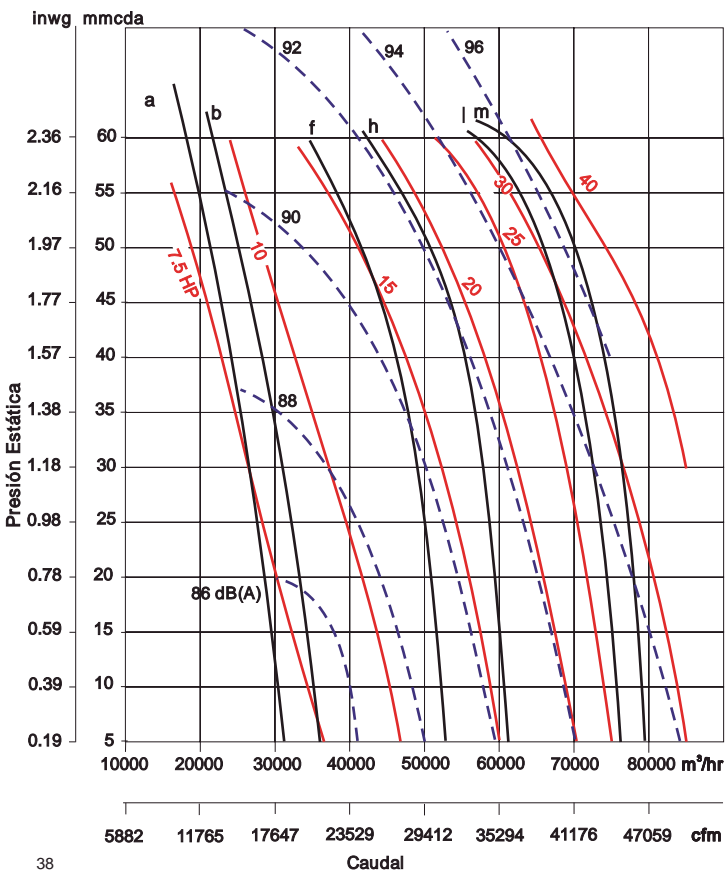
TGT/4-1000/6

Gráfica 2



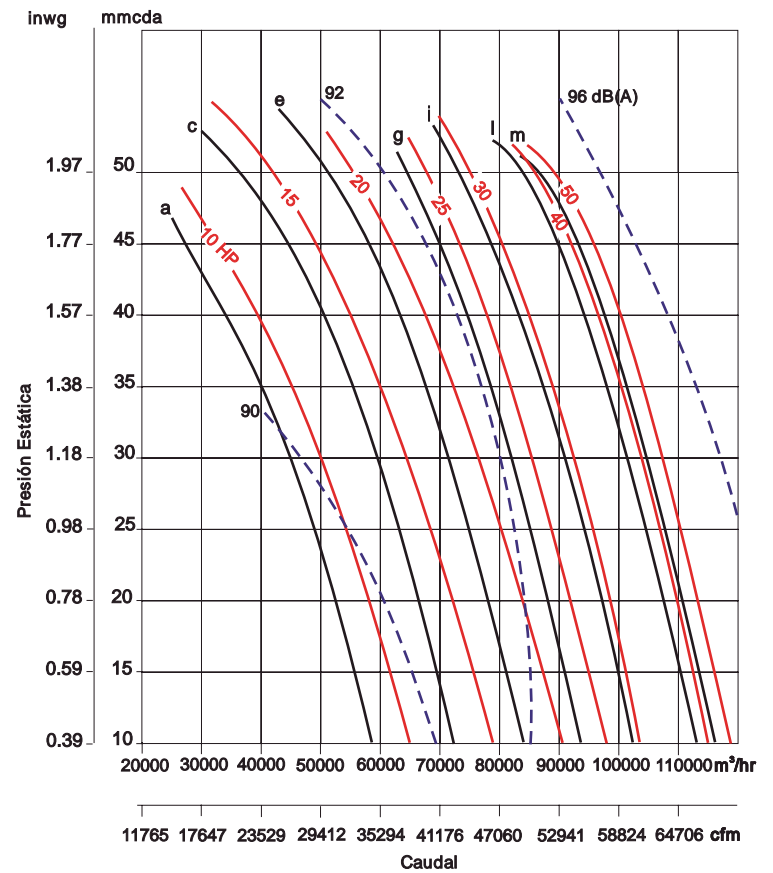
TGT/4-1000/9

Gráfica 3



TGT/4-1250/3

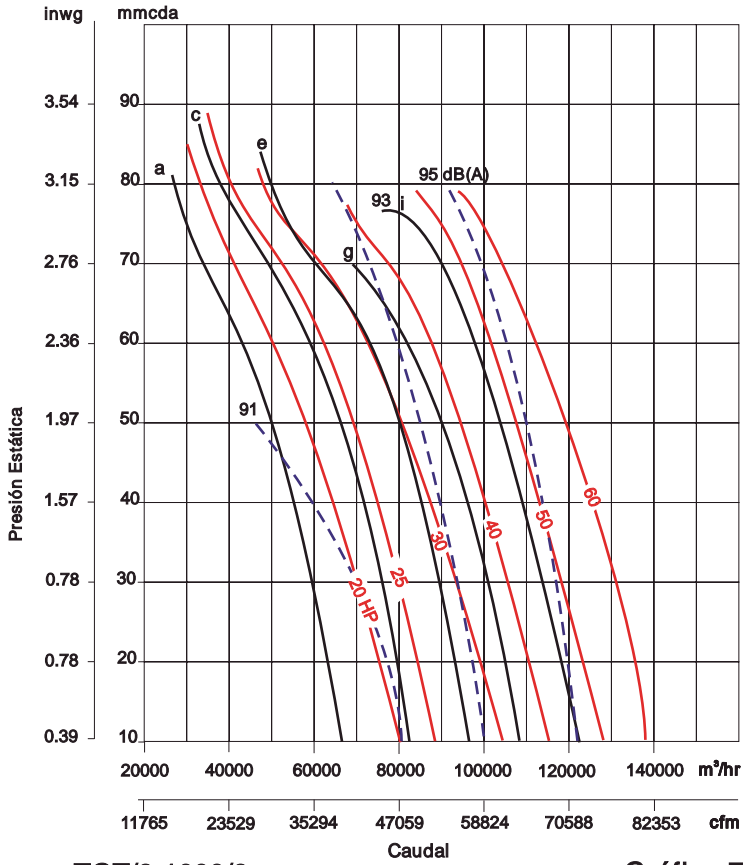
Gráfica 4



# CURVAS CARACTERÍSTICAS

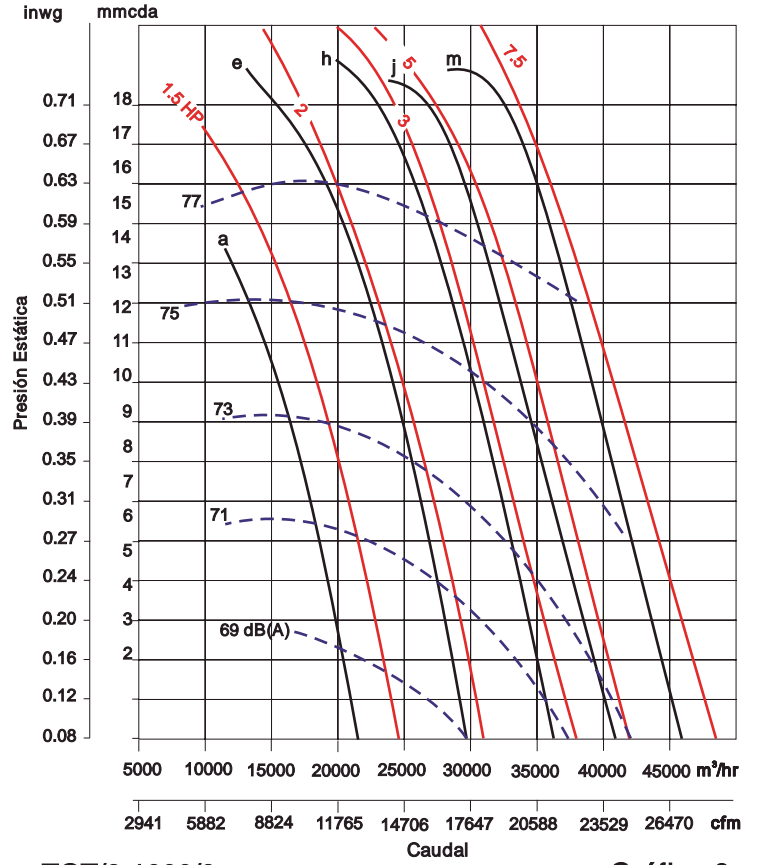
TGT/4-1250/6

Gráfica 5



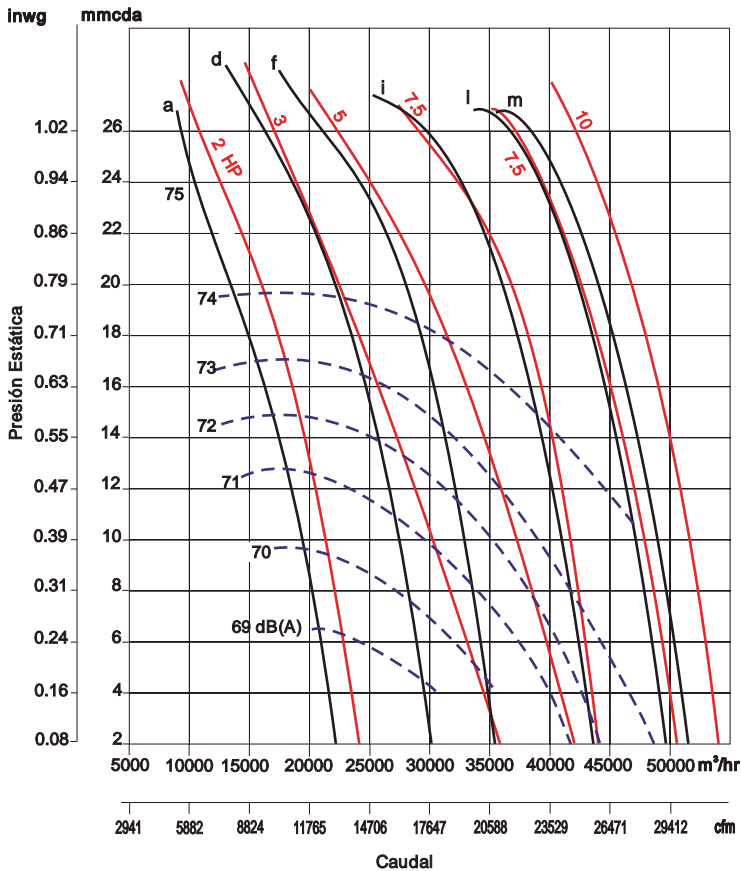
TGT/6-1000/3

Gráfica 6



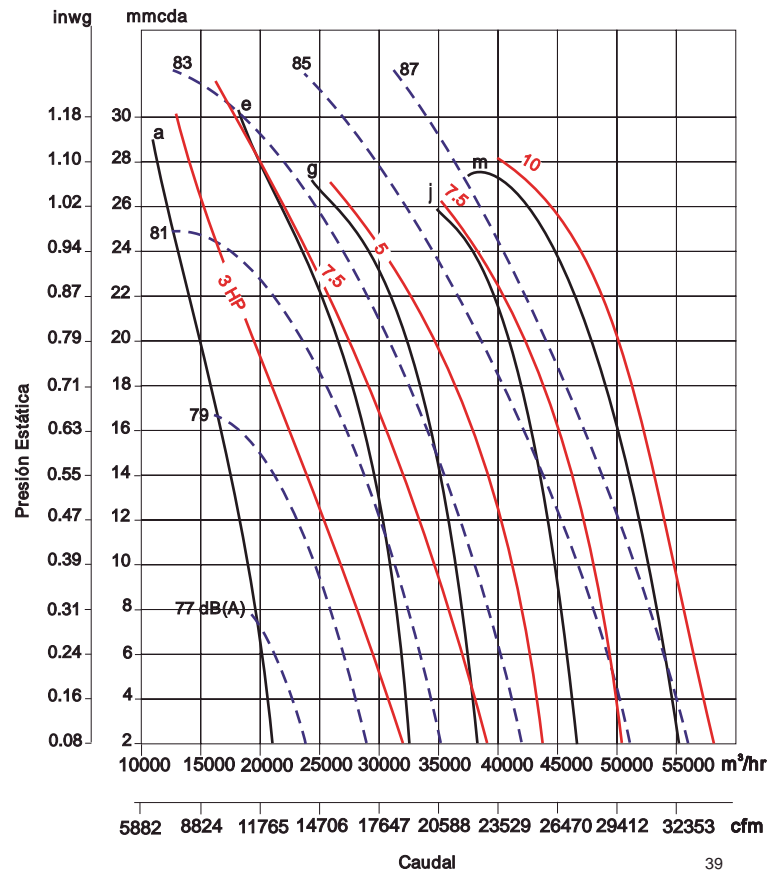
TGT/6-1000/6

Gráfica 7



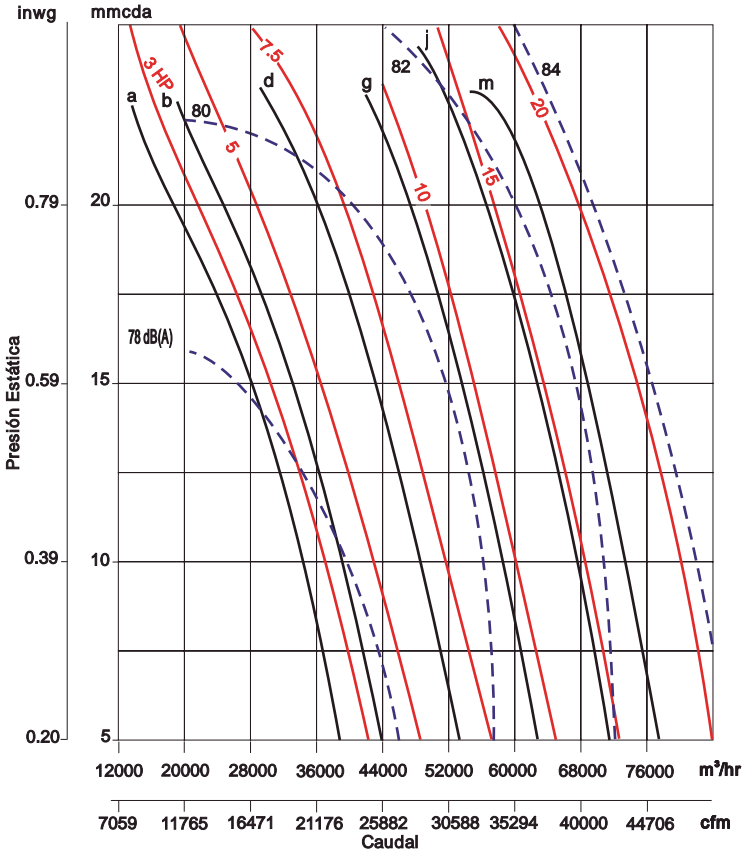
TGT/6-1000/9

Gráfica 8



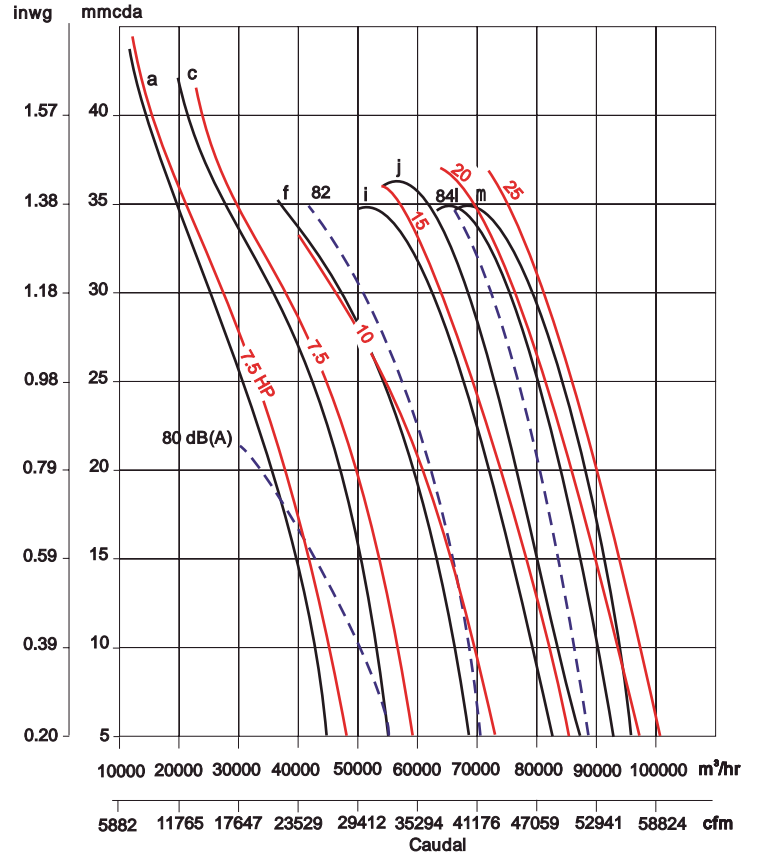
TGT/6-1250/3

Gráfica 9



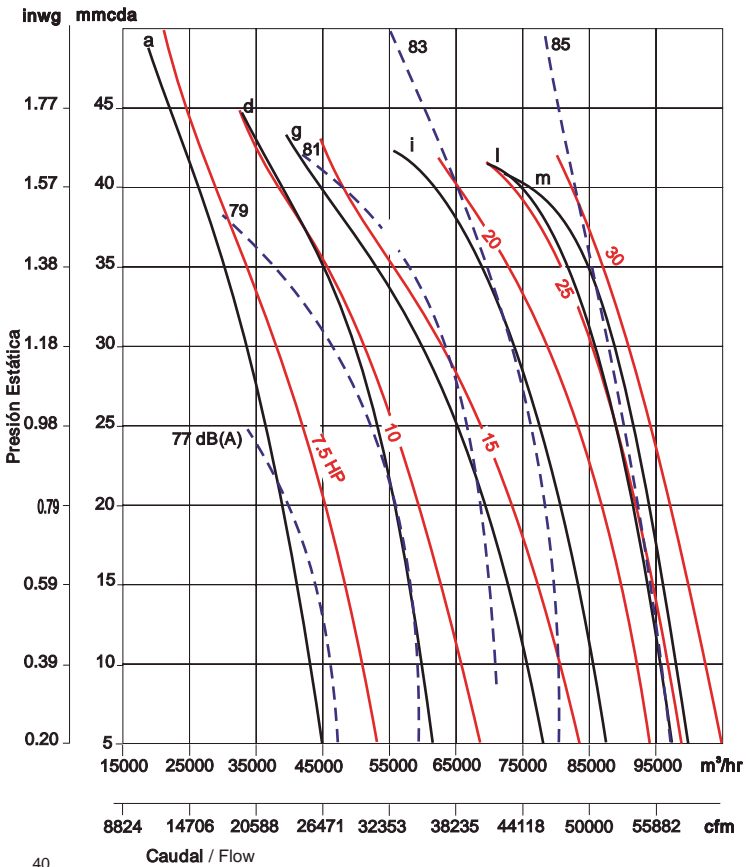
TGT/6-1250/6

Gráfica 10



TGT/6-1250/9

Gráfica 11



DIMENSIONES mm

# CARACTERÍSTICAS TÉCNICAS

## TGT/4

	Modelo	Curva de Referencia	Velocidad (r.p.m.)	Potencia Motor (HP)	Intensidad máx. abs. (A)		Peso (Kg.)
					440V	220V	
Graf. 1	TGT/4-1000-3/ 5	a	1725	5	6.8	13.6	63
	TGT/4-1000-3/ 7.5	c	1725	7.5	12.6	25.2	68
	TGT/4-1000-3/ 7.5	e	1725	7.5	13	26	79
	TGT/4-1000-3/ 10	h	1725	10	13.8	27.6	87
	TGT/4-1000-3/ 15	l	1725	15	19.7	39.4	111
	TGT/4-1000-3/ 20	m	1725	20	25.8	51.6	126
Graf. 2	TGT/4-1000-6/ 7.5	a	1725	7.5	12.6	25.2	73
	TGT/4-1000-6/ 7.5	b	1725	7.5	13	26	86
	TGT/4-1000-6/10	d	1725	10	13.8	27.6	94
	TGT/4-1000-6/ 15	g	1725	15	19.7	39.4	118
	TGT/4-1000-6/ 20	j	1725	20	25.8	51.6	133
	TGT/4-1000-6/ 25	l	1725	25	32	64	180
	TGT/4-1000-6/ 30	m	1725	30	38	76	195
Graf. 3	TGT/4-1000-9/ 7.5	a	1725	7.5	13	26	93
	TGT/4-1000-9/ 10	b	1725	10	13.8	27.6	101
	TGT/4-1000-9/ 15	f	1725	15	19.7	39.4	125
	TGT/4-1000-9/ 20	h	1725	20	25.8	51.6	140
	TGT/4-1000-9/ 25	l	1725	25	32	64	187
	TGT/4-1000-9/ 30	m	1725	30	38	76	202
Graf. 4	TGT/4-1250-3/ 10	a	1725	10	13.8	27.6	106
	TGT/4-1250-3/ 15	c	1725	15	19.7	39.4	130
	TGT/4-1250-3/ 20	e	1725	20	25.8	51.6	145
	TGT/4-1250-3/ 25	g	1725	25	32	64	192
	TGT/4-1250-3/ 30	i	1725	30	38	76	207
	TGT/4-1250-3/ 40	l	1725	40	51.5	103	250
	TGT/4-1250-3/ 50	m	1725	50	63.5	127	283
Graf. 5	TGT/4-1250-6/ 20	a	1725	20	25.8	51.6	155
	TGT/4-1250-6/ 25	c	1725	25	32	64	202
	TGT/4-1250-6/ 30	e	1725	30	38	76	217
	TGT/4-1250-6/ 40	g	1725	40	51.5	103	260
	TGT/4-1250-6/ 50	i	1725	50	63.5	127	293

## TGT/6

	Modelo	Curva de Referencia	Velocidad (r.p.m.)	Potencia Motor (HP)	Intensidad máx. abs. (A)		Peso (Kg.)
					440V	220V	
Graf. 6	TGT/6-1000-3/ 1.5	a	1150	1.5	2.3	4.6	55
	TGT/6-1000-3/ 2	e	1150	2	3.1	6.2	62
	TGT/6-1000-3/ 3	h	1150	3	4.6	9.2	66
	TGT/6-1000-3/ 5	j	1150	5	7.9	15.8	78
	TGT/6-1000-3/ 7.5	m	1150	7.5	11.1	22.2	85
Graf. 7	TGT/6-1000-6/ 2	a	1150	2	3.1	6.2	69
	TGT/6-1000-6/ 3	d	1150	3	4.6	9.2	73
	TGT/6-1000-6/ 5	f	1150	5	7.9	15.8	85
	TGT/6-1000-6/ 7.5	i	1150	7.5	11.1	22.2	92
	TGT/6-1000-6/ 7.5	l	1150	7.5	11.9	23.8	100
	TGT/6-1000-6/ 10	m	1150	10	14.6	29.2	123
Graf. 8	TGT/6-1000-9/ 3	a	1150	3	4.6	9.2	80
	TGT/6-1000-9/ 5	e	1150	5	7.9	15.8	92
	TGT/6-1000-9/ 7.5	g	1150	7.5	5.55	11.1	99
	TGT/6-1000-9/ 7.5	j	150	7.5	5.95	11.9	107
	TGT/6-1000-9/ 10	m	1150	10	7.3	14.6	130
Graf. 9	TGT/6-1250-3/ 3	a	1150	3	4.6	9.2	85
	TGT/6-1250-3/ 5	b	1150	5	7.9	15.8	97
	TGT/6-1250-3/ 7.5	d	1150	7.5	11.1	22.2	104
	TGT/6-1250-3/ 7.5	g	1150	7.5	11.9	23.8	112
	TGT/6-1250-3/ 10	j	1150	10	14.6	29.2	135
TGT/6-1250-3/ 15	m	1150	15	21	42	167	
Graf. 10	TGT/6-1250-6/ 7.5	a	1150	7.5	11.1	22.2	114
	TGT/6-1250-6/ 7.5	c	1150	7.5	11.9	23.8	122
	TGT/6-1250-6/ 10	f	1150	10	14.6	29.2	145
	TGT/6-1250-6/ 15	i	1150	15	21	42	177
	TGT/6-1250-6/ 20	l	1150	20	27.2	54.4	217
	TGT/6-1250-6/ 25	m	1150	25	31.8	63.6	260
Graf. 11	TGT/6-1250-9/ 7.5	a	1150	7.5	11.9	23.8	132
	TGT/6-1250-9/ 10	d	1150	10	14.6	29.2	155
	TGT/6-1250-9/ 15	g	1150	15	21	42	187
	TGT/6-1250-9/ 20	i	1150	20	27.2	54.4	227
	TGT/6-1250-9/ 25	l	1150	25	31.8	63.6	270
	TGT/6-1250-9/ 30	m	1150	30	38.6	77.2	280

## REFERENCIA

